

# ZENITH ANGLE DEPENDENCE OF PRESSURE EFFECT IN GRAPES-3 MUON TELESCOPE



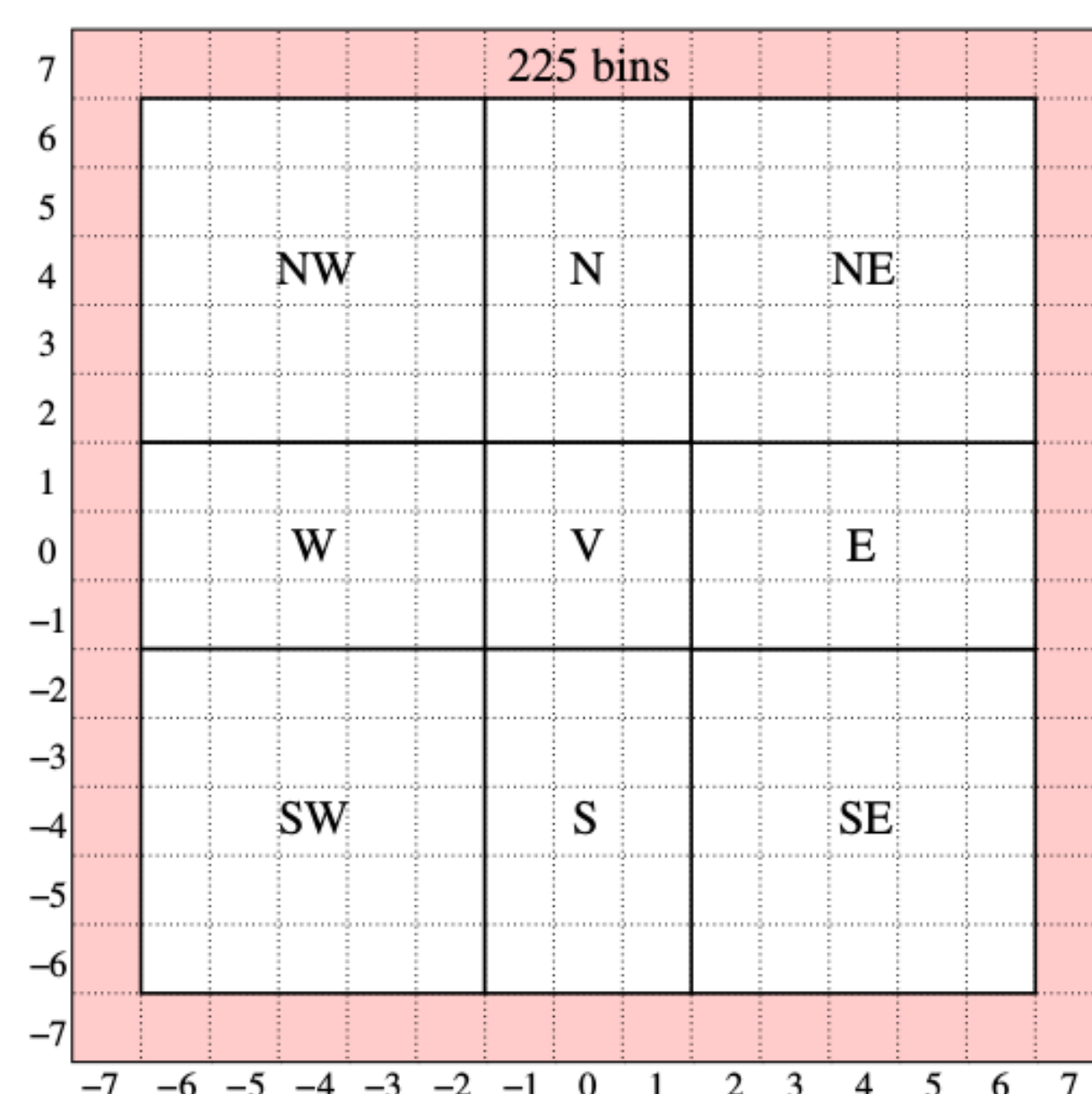
Meeran Zuberi on behalf of GRAPES-3 collaboration, Cosmic Ray Laboratory, Ooty

## MOTIVATION

- The modulation in the Earth's atmospheric condition can affect the muon intensities at ground level.
- The amount of secondaries absorption in the atmosphere depends on primary particle energies.
- The barometric coefficient ( $\beta_P$ ) is expected to change with the geomagnetic cutoff rigidity ( $R_C$ ), which quantifies the minimum energy required by a primary particle to reach that location.
- It is important to apply the rigidity dependent barometric corrections to study the tiny changes in the muon flux caused by solar origin phenomenon.

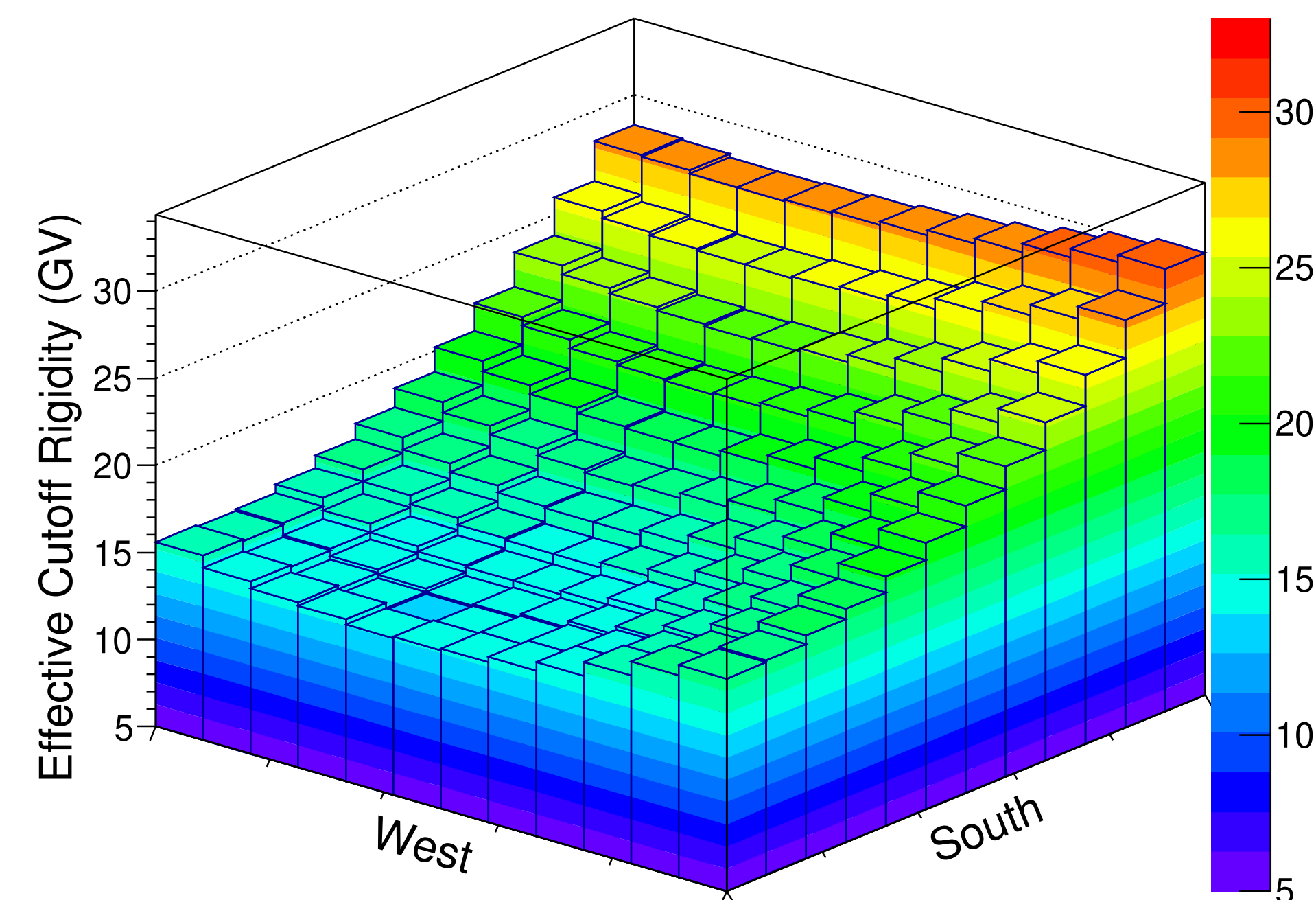
## G3 MUON TELESCOPE

- 16 modules  $\times$  4 layers  $\times$  58 PRCs = 3712
- Muon track reconstruction in 169 independent directions (Sky coverage = 2.3 sr).



## $R_C$ CALCULATION

- Field of view divided into  $360^\circ \times 60^\circ$  grid. Anti-proton ( $\bar{p}$ ) of increasing rigidity launched in each direction.
- The  $\bar{p}$  escape rigidity from the geomagnetic field is equivalent to the  $R_C$  for incoming proton from that direction.



## CONCLUSION

The barometric coefficient is found to decrease linearly with  $\ln(R_C)$  up to  $\sim 26$  GV beyond which a flattening in the curve is observed.

## REFERENCES

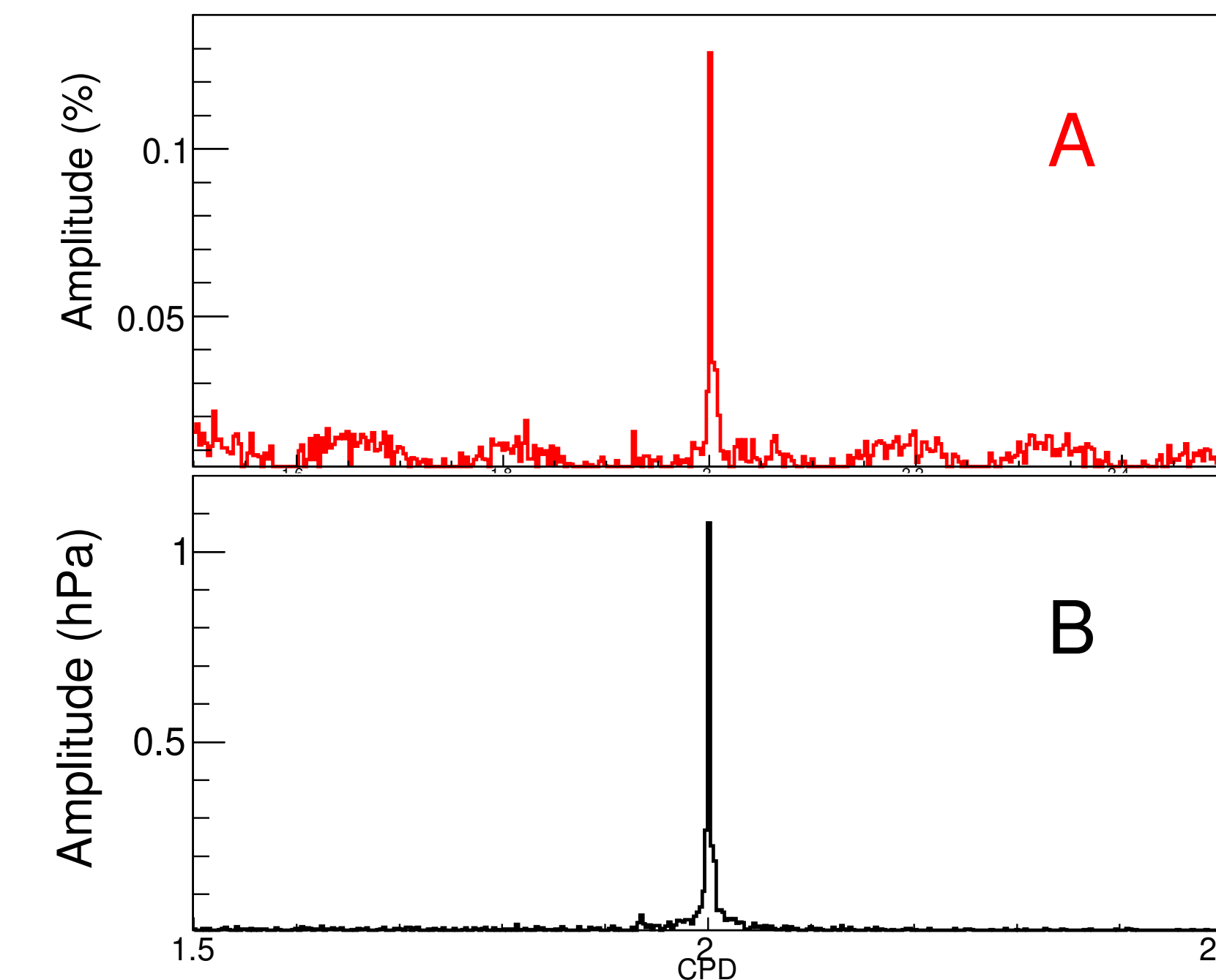
- [1] P.K. Mohanty, et al., Astropart. Phys. 79, 23-30 (2016)
- [2] D.F. Smart and M.A. Shea., Grant NAG5-8009

## $\beta_P$ CALCULATION

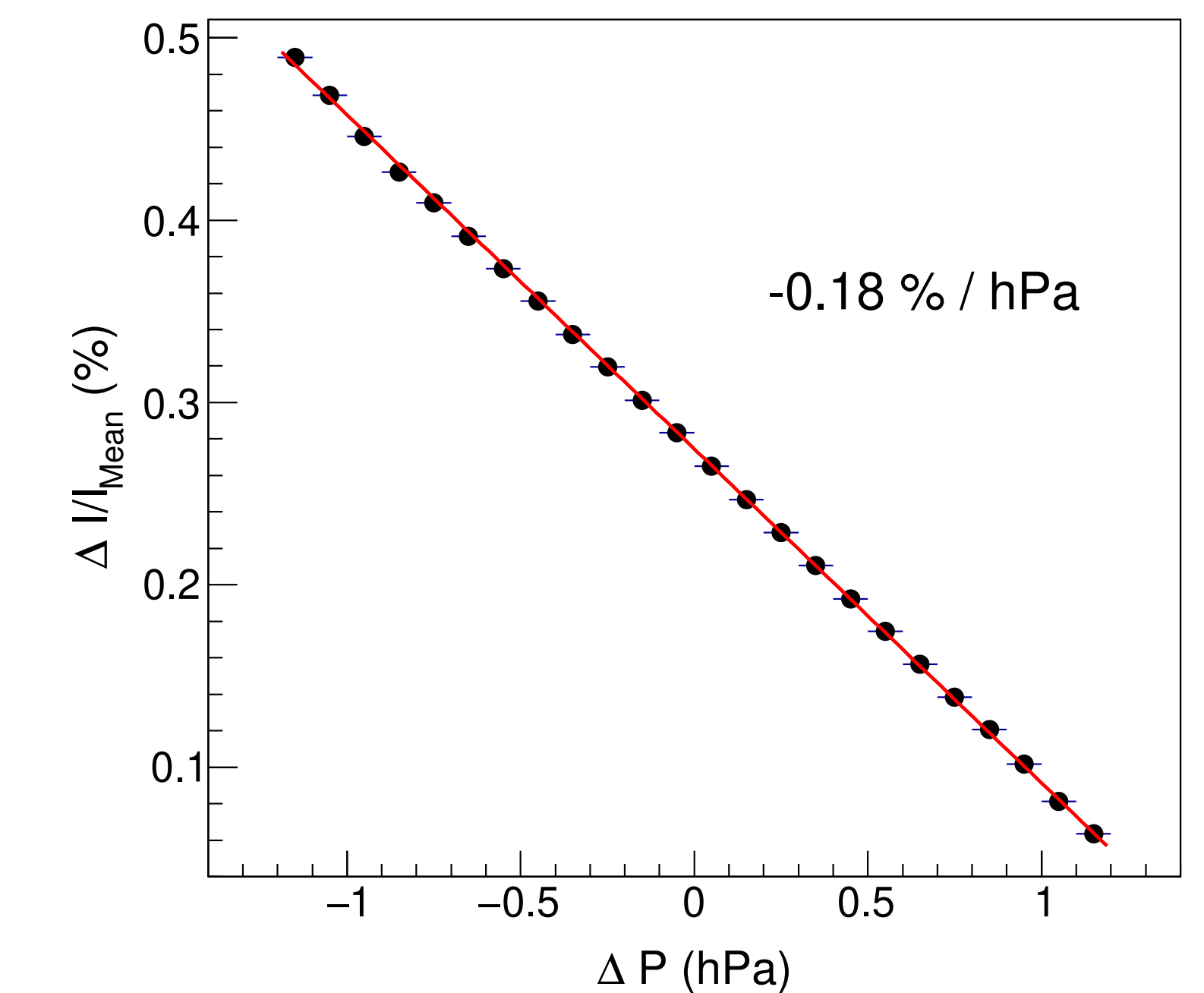
- Fast Fourier Transform is used to extract the 12h periodicity from both muon and atmospheric pressure data (Year 2001 to 2006).

- $\beta_P$  can be obtained as:

$$\frac{\Delta I}{\langle I \rangle} (\%) = \beta_P (P - \langle P \rangle)$$



Power Spectrum: (A) Muons, and (B) pressure



For Dir = 083 (CC = 0.99)

## RESULTS

- The barometric coefficients for 169 directions show a clear dependence on  $\ln(R_C)$ , which can be described by second order polynomial function (Spearman Rank correlation : 0.99).

