

Development of a Scintillation and Radio Hybrid Detector Array at the South Pole

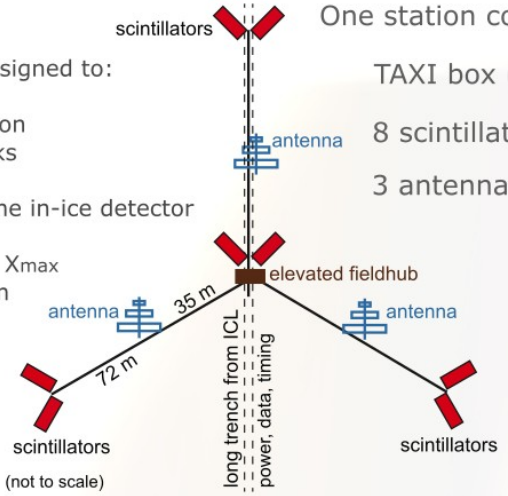
M. Oehler and R. Turcotte-Tardif for the IceCube Collaboration

STATION


Enhanced surface array is designed to:

- Mitigate snow accumulation effects on the IceTop tanks
- Veto the background of the in-ice detector
- Increase the accuracy on X_{max} and energy reconstruction

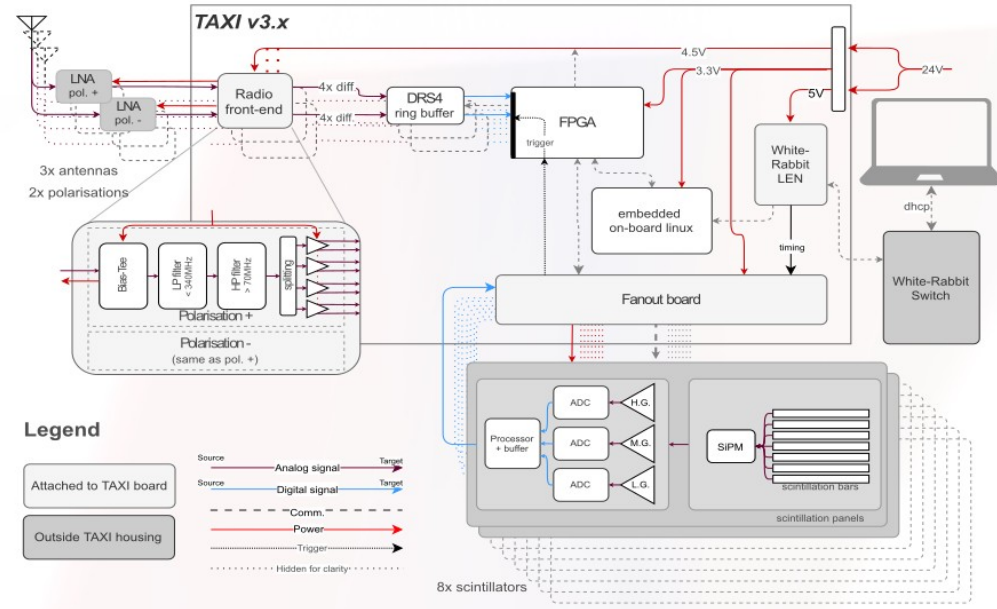
A prototype station was deployed in January 2020



- One station comprises :
- TAXI box (in the fieldhub)
 - 8 scintillation detectors
 - 3 antennas



Picture credit: Y. Makino, IceCube/NSF



The TAXI board has an embedded Linux operating system running on a microprocessor for processing the signals and provides power, communication and timing for the scintillation detectors

The White Rabbit (WR) system provides nanosecond timing

The DRS4 sampling chip is a 8+1 channel ring buffer chip with 1024 sampling cells each.

Radio signal is digitized by 8-channels, 14 bit ADCs

Possibility of trace lengths of 1024 ns, 2048 ns or 4096 ns

Sampling rate of 1GHz

The radio and scintillator data is sent via a 1 Gb fiber link to the IceCube Lab (ICL) using a WR layer

PROTOTYPE STATION

SCINTILLATOR

Each scintillator panel has a sensitive area of 1.5 m² and weights less than 50 kg

16 extruded plastic scintillation bars with a height of 1 cm polystyrene with a TiO₂ reflective layer

Wavelength shifting fibers are routed through the bars and are read out by a SiPM

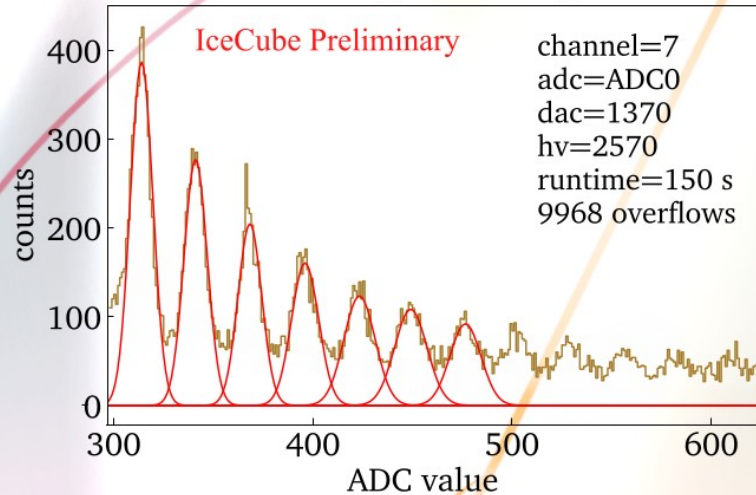
Scintillator MicroDAQ v4.1 sends data in a digitized format

SiPM gain depends on temperature

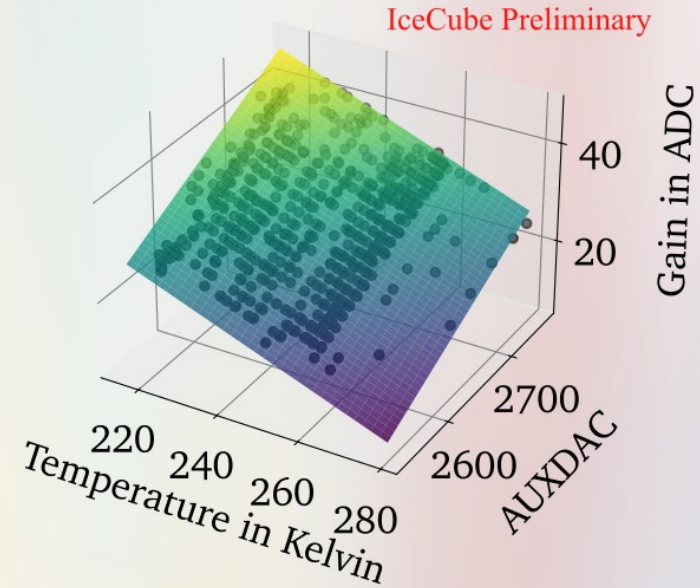
Calculated from the distance of the single P.E. peaks in the charge histogram

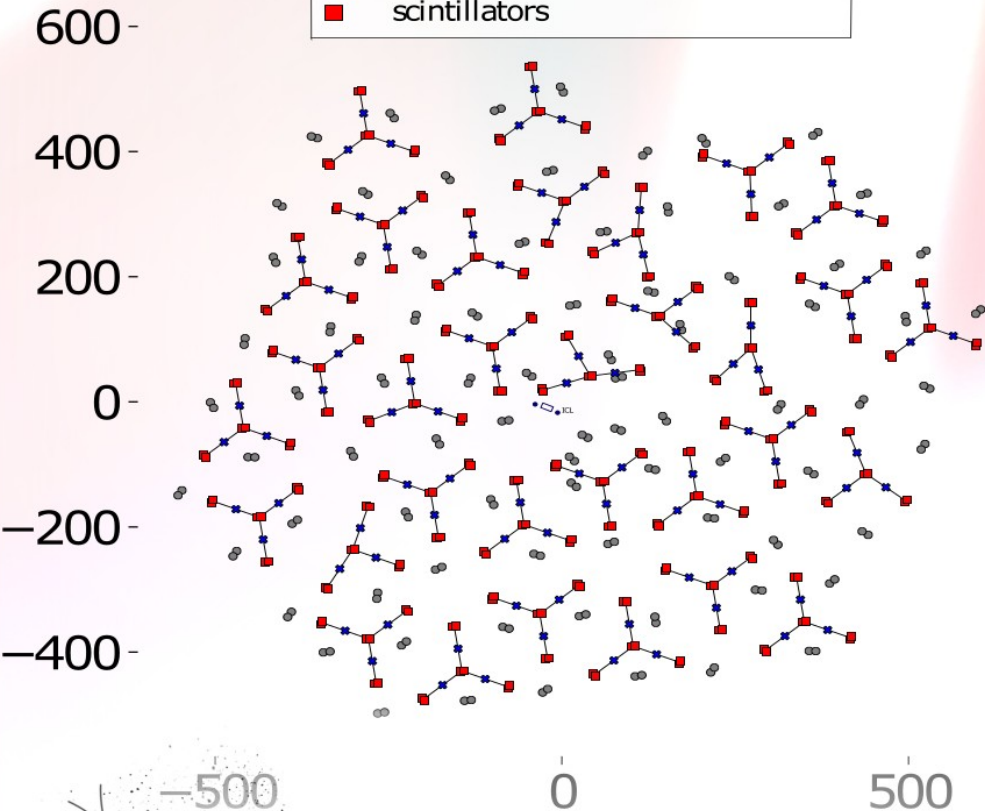
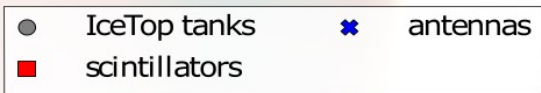
Voltage can be adjusted as function of the temperature for constant gain

Charge Histogram



Channel 7 Gain Dependence






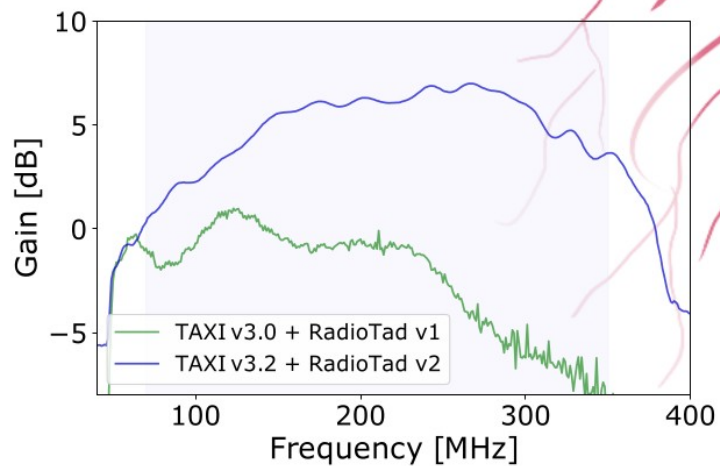
DEPLOYMENT

Final array : 32 stations by 2026

1 km² of instrumented area

Electronics optimized

The gain for the radio signal is higher and more uniform throughout the band of interest. The deviation between the channels of the radioTads is below 10%



marie.oehler@kit.edu
roxanne.turcotte@kit.edu

