

### Abstract

EUSO-TA is a ground-based experiment, placed at Black Rock Mesa of the Telescope Array site as a part of the JEM-EUSO (Joint Experiment Missions for the Extreme Universe Space Observatory) program. The UV fluorescence imaging telescope with a field of view of about  $10.6^\circ \times 10.6^\circ$  consisting of 2304 pixels (36 Multi-Anode Photomultipliers, 64 pixels each) works with 2.5-microsecond time resolution. An experimental setup with two Fresnel lenses allows for measurements of Ultra High Energy Cosmic Rays in parallel with the TA experiment as well as the other sources like flashes of lightning, artificial signals from UV calibration lasers, meteors and stars. Stars increase counts on pixels while crossing the field of view as the point-like sources. In this work, we discuss the method for calibration of EUSO fluorescence detectors based on signals from stars registered by the EUSO-TA experiment during several campaigns. As the star position is known, the analysis of signals gives an opportunity to determine the pointing accuracy of the detector. This can be applied to space-borne or balloon-borne EUSO missions. We describe in details the method of the analysis which provides information about detector parameters like the shape of the point spread function and is the way to perform absolute calibration of EUSO cameras.

### The EUSO-TA detector

The EUSO-TA detector is based on one Photo Detection Module (PDM) - the main unit of all EUSO experiments. PDM consists of an array of 3x3 Elementary Cells (ECs), each EC consists of 2x2 Hamamatsu R11265-M64 Multi-Anode Photomultipliers (MAPMT). The total number of pixels on focal surface is 2304. Each EC has separate High Voltage Power Supply system [1]. Readout system is based on SPACIROC1 ASIC [2]. Applied optical system consist of two PMMA Fresnel lenses [3] with effective area  $\sim 0.92 \text{ m}^2$  allows for observations of the night sky in wide,  $10.6^\circ$  field of view.

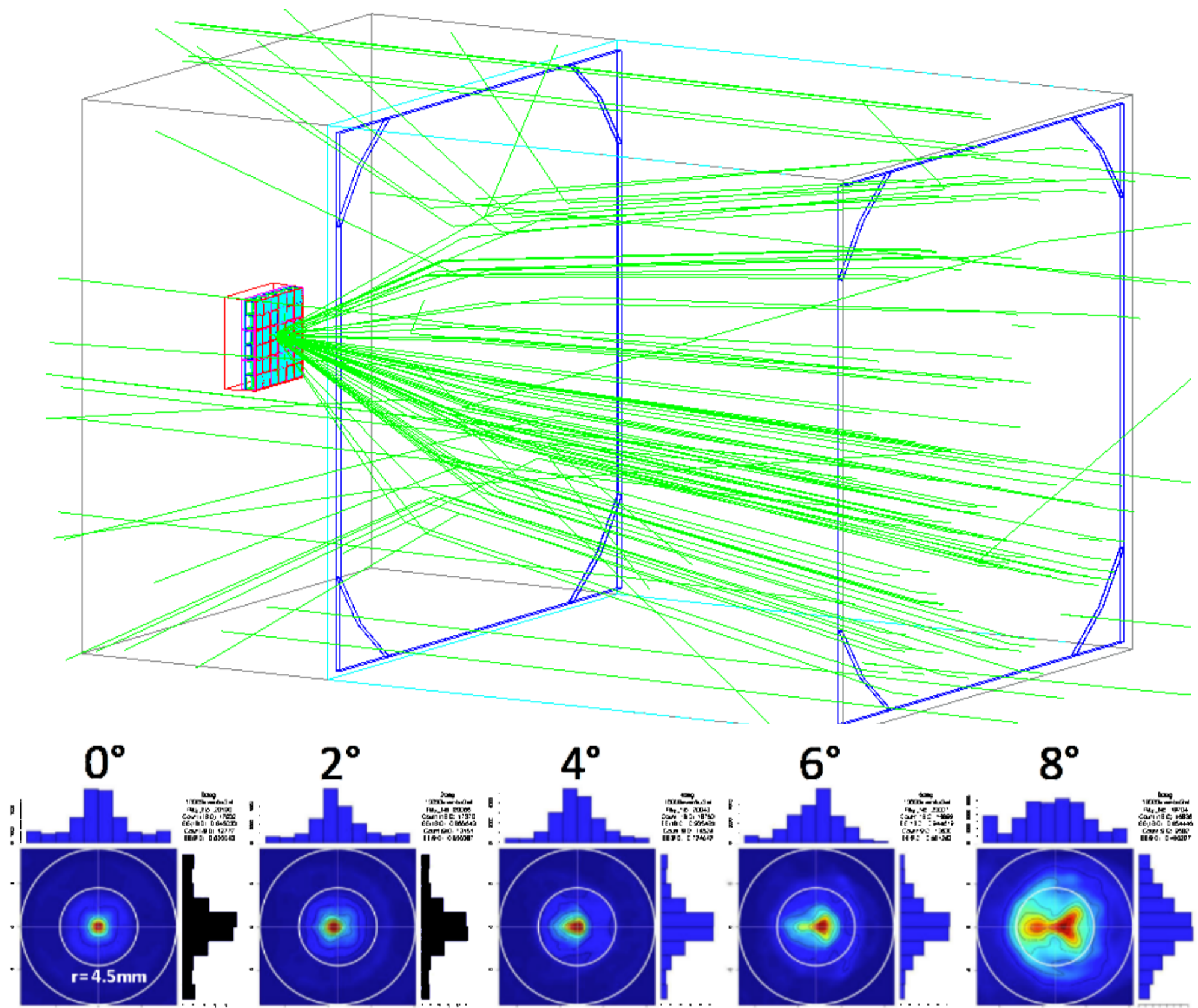


Figure 1: An example of visualization of the EUSO-TA ray-tracing simulation performed in the Of Line framework (top) [4] and PSF spot diagrams for incident angles between  $0^\circ$  and  $8^\circ$  (bottom) [3]

During measurements, the elevation of the optical axis can be set manually in the range between 0 and 30 degrees with respect to the horizon. Used 64-channel MAPMTs are characterized by  $\sim 75\%$  collection efficiency and quantum efficiency with maximum reaching 35% at  $\sim 350 \text{ nm}$ . Single pixels are squares with a size of 2.88 mm corresponding to  $0.2^\circ \times 0.2^\circ$  field of view. The nominal wavelength range for UHECR observations is 290 - 400 nm however signals from stars can be observed up to 600 nm due to transmittance of applied BG3 filter. The photon collection efficiency of the EUSO-TA optical system taking into account the surface reflection, PMMA absorption and other loss factors indicates wavelength-dependence with average value  $\sim 40\%$  for  $0^\circ$  of the incident angle [3]. Measured PSF for  $0^\circ$  gives around 80% of signal from point-like source in 3x3 pixels. This value is decreasing with the distance from optical axis.

SPACIROC1 front-end ASIC allows for work in single photon counting mode with 30ns of double pulse resolution. Counts are sampled in 2.5  $\mu\text{s}$  gate time units (GTUs) with 0.2  $\mu\text{s}$  dead time. EUSO-TA detector can work with external trigger or can be self-triggered with 1Hz trigger rate. While receiving trigger, 128 GTU frames (one packet) is saved, i.e. 64 frames before trigger, and 64 after. An average trigger rate for work with TA is around 2Hz so stars are in almost the same position on focal surface between neighbouring packets.

Since installation in 2013 several measurement sessions with TA have been conducted. During measurements artificial and non artificial sources of UV signal including UHECR, meteors, stars and calibration lasers have been observed. More detailed description of these observations and of the detector configuration can be found in [5]. Analysis of the taken data and its comparison with TA gives us great possibility to test and improve EUSO technology - what is one of the main objectives of the EUSO-TA experiment.

Absolute calibration of EUSO detectors is an important step necessary to understand registered signal. EUSO-TA fluorescence detector is sensitive to the UV light from stars. Photometry of stars is a standard method commonly used for calibration of optical telescopes. In this work we present procedure and results of absolute calibration of EUSO-TA detector based on observed UV signals from stars.

### Atmospheric attenuation and predicted star signal

To perform absolute calibration we need to know the parameters of the signal reaching EUSO detector. In case of star, intensity of the signal depends on its spectrum and path in the atmosphere due to the Rayleigh and Mie scattering as well as the ozone absorption. For calculations we used the Pickles stellar spectral flux library [6]. Spectra in the database are related to specific spectral types of stars therefore must be re-normalized for each case during analysis. Atmospheric transmittance has been calculated using libRadTran package [7] applying atmospheric parameters corresponding to the desert conditions where EUSO-TA detector is placed. An accurate representation of atmospheric conditions during measurements is difficult task due to variability of aerosols. For calculations we assumed average values of visibility.

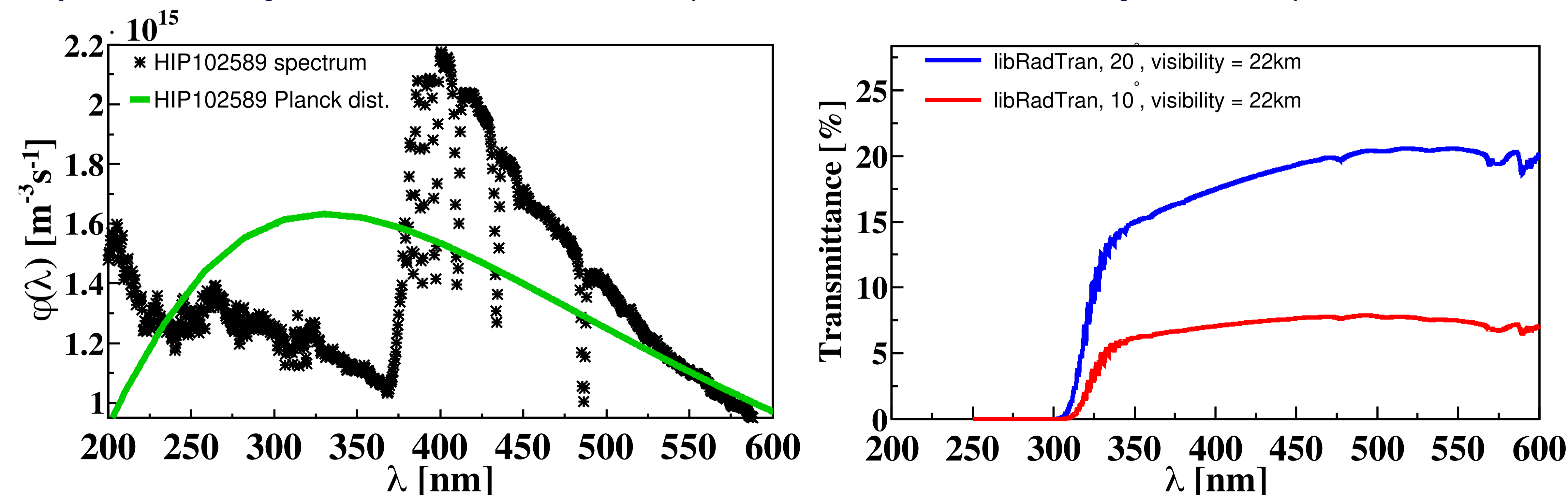


Figure 3: Comparison of photons spectrum for HIP102589 star with related Planck distribution at the top of the atmosphere (left) and atmospheric transmittance for observations at  $10^\circ$  and  $20^\circ$  of elevation, calculated with libRadTran.

Expected signal  $N_{\text{exp}}$  for fixed observation angle can be simply described by following formula:

$$N_{\text{exp}} = C_{\text{abs}} \int_0^\infty T_{\text{atm}}(\lambda) \Phi_{\text{top}}(\lambda) P_{\text{det}}(\lambda) d\lambda \quad (1)$$

where:  $T_{\text{atm}}(\lambda)$  - atmospheric transmittance,  $\Phi_{\text{top}}(\lambda)$  - star light flux at the top of the atmosphere,  $P_{\text{det}}(\lambda)$  - known detector parameters,  $C_{\text{abs}}$  - wavelength independent absolute calibration constant.

### The data analysis and results

Data analysis has been performed using dedicated GUI browser prepared in ROOT framework[8]. The main panel is presented in Fig. 4. We work on counts summarized over the packets. Because of different response of individual pixels in the first step we use the equalization algorithm [9]. This allows to fit the tracks of stars with  $M_B < 5.5^m$ . Pixels excluded by the algorithm due to malfunctioning or nonlinear response are marked as a black squares.

To determine stars in field of view we use the HIPPARCOS catalogue [10]. Positions of few stars are displayed in canvas (1). Then, the light-curve representing the counts in entire PMT (2) is analyzed to find the range for fitting the track (3).

In the next step we analyze the lightcurve for 3x3 pixels area around the pixel which star is going through (4). In this way we can determine background and signal region and extract the information about number of counts and its discrepancy. All the process is manual and user have to take the decision if accuracy of the signal is good enough to classify it as a useful result or not. This allow e.g. to exclude signals registered together with planes or lightnings in field of view.

Following the procedure described above we analyzed signals from about 100 stars in the data taken by EUSO-TA in the years 2015 and 2016.

Some stars had to be removed from analysis because of their variability or being in the binary systems. At the end, we get the list of several stars which can be treated as a point-like calibration sources for EUSO detectors. Taking into account all of them, we determined the calibration constant in Eq. 1 as  $C_{\text{abs}} = 0.86$ .

### An agreement at various angles confirms that atmospheric extinction model has been used correctly.

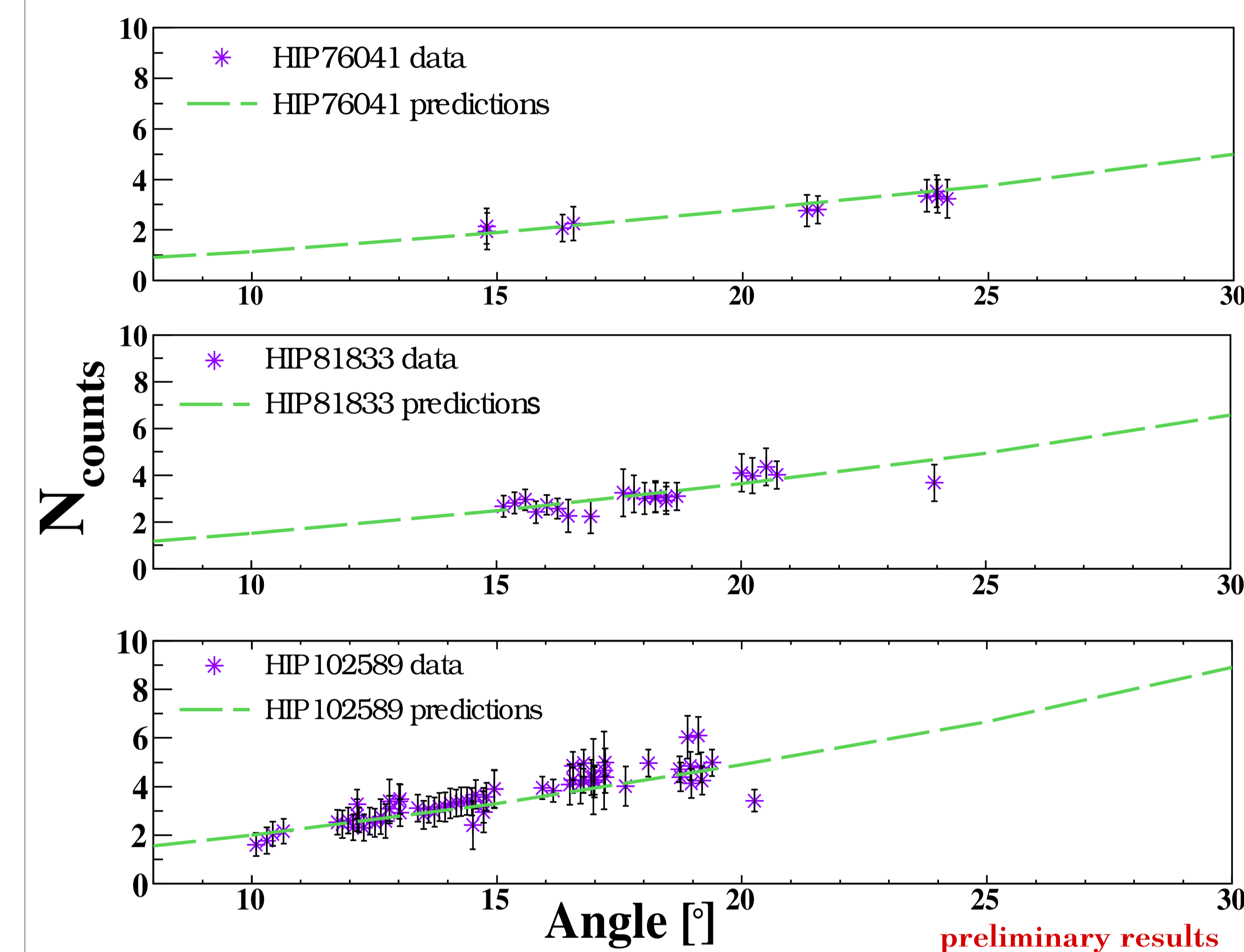


Figure 5: Comparison of measured and expected signals for three selected stars obtained in wide range of elevations angles. All lines representing expected signal have been calculated using the same absolute calibration constant  $C_{\text{abs}}$ .

### Conclusions

Based on EUSO-TA data we have developed the procedure dedicated for data analysis of point-like sources, resulting absolute calibration of EUSO detector. In the paper results of analysis of signals generated by stars have been presented. For this case, we applied the model of atmospheric transmission to calculate expected signal and determine calibration constant of EUSO-TA detector. The same procedure can be used for calibration of others EUSO detectors during on-ground tests as well as during measurements from stratospheric balloons or in space. Scanning of the focal surface by signals induced by stars gives also an opportunity to monitor the conditions of individual pixels and optical system during observations of ultra high energy cosmic rays.

Acknowledgments: This work was partially supported by Basic Science Interdisciplinary Research Projects of RIKEN and JSPS KAKENHI Grant (JP17H02905, JP16H02426 and JP16H16737), by the Italian Ministry of Foreign Affairs and International Cooperation, by the Italian Space Agency through the ASI INFN agreement n. 2017-8-H.0 and contracts n. 2016-1-U.0 and n. 2021-8-HL.0, by ASI INAF agreement n.2017-14-H.O, by NASA award 11-APRA-0058 in the USA, by the Deutsches Zentrum für Luft- und Raumfahrt, by the French space agency CNES, the Helmholtz Alliance for Astroparticle Physics funded by the Initiative and Networking Fund of the Helmholtz Association (Germany), by Slovak Academy of Sciences MVTs JEM-EUSO as well as VEGA grant agency project 2/0132/17, by National Science Centre in Poland grant no 2017/27/B/ST9/02162, by Mexican funding agencies PAPIIT-UNAM, CONACyT and the Mexican Space Agency (AEM). Russian team is supported by ROSCOSMOS, "KLYPVE" is included into the Long-term program of Experiments on board the Russian Segment of the ISS. Sweden is funded by the Olle Engkvist Byggmästare Foundation.

### References

- [1] Zbigniew Plebaniak, Jacek Karczmarczyk, Włodzimierz Marszał, Jacek Szabelski, Philippe Gorodetzky, Pierre Prat, and Guillaume Prévôt. HVPS system for \* - EUSO detectors. *PoS, ICRC2017:378*, 2018.
- [2] Salleh Ahmad, Pierre Barrillon, Sylvie Blin-Bondil, Sylvie Dagoret-Campagne, Christophe Dela Taille, Frederic Dulucq, Gisele Martin-Chassard, Yoshiya Kawasaki, Hiroko Miyamoto, Hirokazu Ikeda, Tatsunari Iguchi, and Fumiyoishi Kajino. Spaciroc: A front-end readout ASIC for JEM-EUSO cosmic ray observatory. *Physics Procedia*, 37:1600-1607, 2012. Proceedings of the 2nd International Conference on Technology and Instrumentation in Particle Physics (TIPP 2011).
- [3] Yoshiyuki Takizawa, Alessandro Zuccaro Marchi, and Toshikazu Ebisuzaki. The TA-EUSO and EUSO-Balloon Optics Designs. In *33rd International Cosmic Ray Conference*, 2013.
- [4] Thomas C. Paul, M. E. Bertaina, F. Bisconti, J. Eser, G. Figueiredo, M. Fouka, F. Guarino, L. Del Peral, and Z. Sahnoun. New simulation and reconstruction software for the EUSO pathfinders, with example applications. *PoS, ICRC2017:464*, 2018.
- [5] G. Abdellaoui et al. EUSO-TA - First results from a ground-based EUSO telescope. *Astropart. Phys.*, 102:98-111, 2018.
- [6] A. J. Pickles. A Stellar Spectral Flux Library: 1150-25000 angstrom. *Publ. Astron. Soc. Pac.*, 110:863-878, 1998.
- [7] C. Emde, R. Buras-Schnell, A. Kylling, B. Mayer, J. Gasteiger, U. Hamann, J. Kylling, B. Richter, C. Pause, T. Dowling, and L. Bugliaro. The libradtran software package for radiative transfer calculations (version 2.0.1). *Geoscientific Model Development*, 9(5):1647-1672, 2016.
- [8] R. Brun and F. Rademakers. ROOT: An object oriented data analysis framework. *Nucl. Instrum. Meth. A*, 389:81-86, 1997.
- [9] Zbigniew Plebaniak, J. Szabelski, M. Przybylak, L. W. Piotrowski, A. Djakonow, and K. Krlik. Calibration of the EUSO-TA detector with stars. *PoS, ICRC2019:393*, 2020.
- [10] M. A. C. Perryman et al. The Hipparcos catalogue. *Astron. Astrophys.*, 323:L49-L52, 1997.

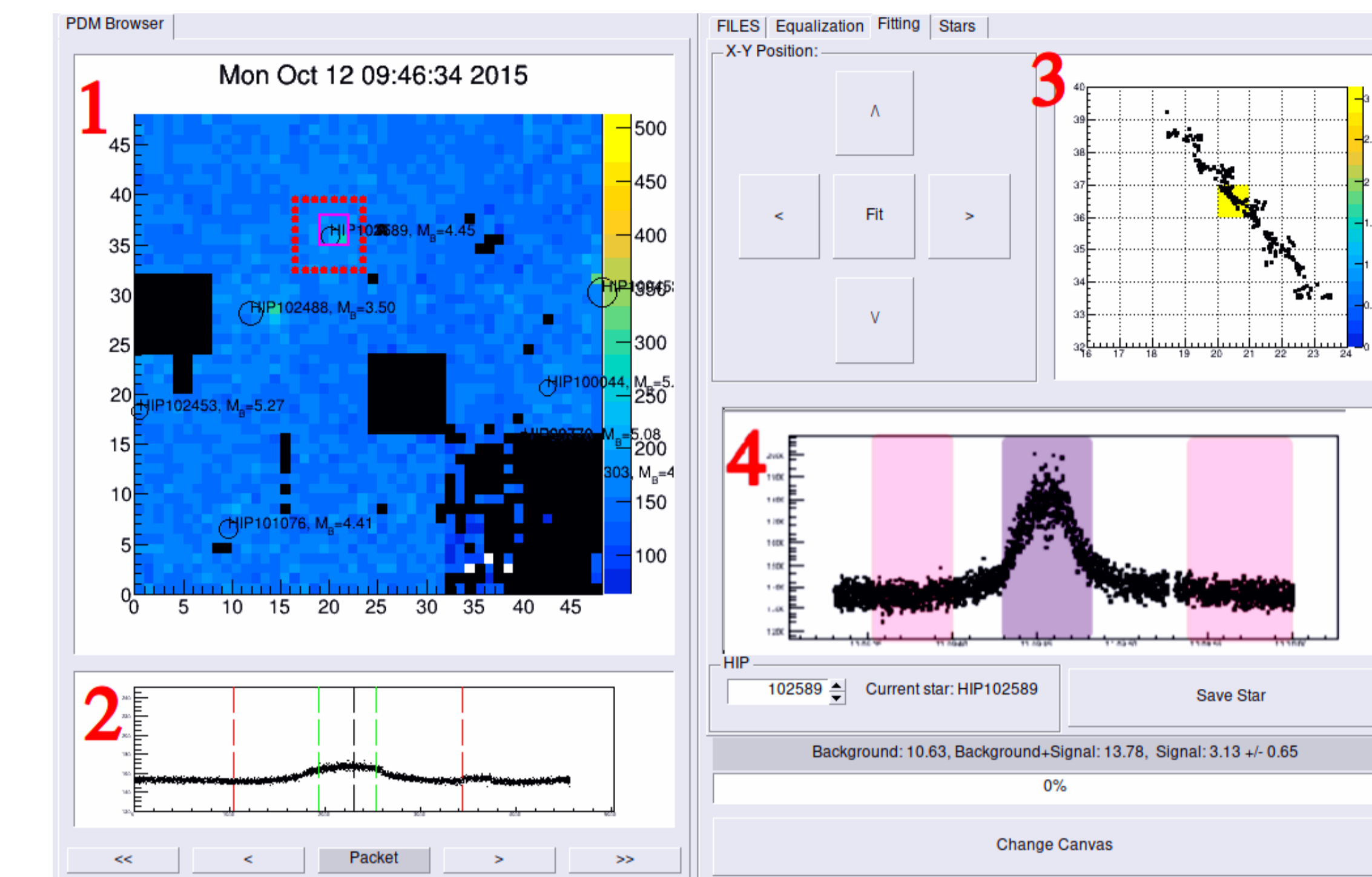


Figure 4: The main panel of ROOT-based software dedicated for analysis of signals from stars in EUSO-TA data.

Table contains the comparison of calculated expected and measured signal for several stars with different spectral types. In the Fig. 5 we present an example of the comparison of predicted and measured number of photo-electrons for three stars in wide range of elevation angle.

HIP	$M_B$	Spectral Type	Angle	Measured $N_{\text{ph}}/\text{GTU}$	Expected $N_{\text{ph}}/\text{GTU}$
102488	2.44	K0III	12.31	$5.93 \pm 0.99$	6.06
102589	4.54	B5V	14.73	$2.96 \pm 0.85$	3.21
100453	2.23	F8I	14.55	$11.40 \pm 1.58$	11.89
50801	3.05	M0III	23.00	$2.91 \pm 0.57$	3.13
93194	3.25	B9III	11.71	$8.20 \pm 1.40$	7.97
81833	3.50	G7III	15.37	$2.82 \pm 0.46$	2.52
93903	5.25	B6IV	15.93	$1.57 \pm 0.37$	1.67
109410	4.29	F5III	13.51	$2.26 \pm 0.63$	2.42
76041	4.98	A2V	14.79	$2.15 \pm 0.70$	1.82
4436	3.87	A6V	16.33	$5.02 \pm 0.84$	4.86

preliminary results

Assuming that obtained calibration constant should be taken into account as a detector parameter, we calculated the total detector efficiency for registration of point-like signal in 3x3 pixels area as 3.48%, 5.81% and 5.60% for 300nm 365nm and 400nm respectively.

preliminary results